

CONTENTS

Check the contents of your set in below overview.

SEKISUI



GUTTERING-EXPERT.CO.UK

1 Please select the type.

2 Please select the required length and check this column for the correct quantities.

65x60

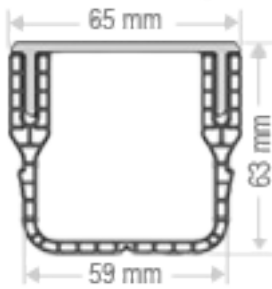


Illustration	Description	Size
	Drainage channel	1.00 m
	Stopends	
	Side-outlet	Ø 40 mm
	Bottom-outlet	Ø 75 mm
	Bracket	
	PVC glue	

2.00 m	3.00 m	4.00 m	5.00 m	6.00 m	7.00 m	8.00 m	9.00 m	10.00 m	11.00 m	12.00 m	1.00 m
2	3	4	5	6	7	8	9	10	11	12	1
2	2	2	2	2	2	2	2	2	2	2	-
1	1	1	1	1	1	1	2	2	2	2	-
1	1	1	1	1	1	1	2	2	2	2	-
1	2	3	4	5	6	7	8	9	10	11	1
1	1	1	1	1	1	1	2	2	2	2	-

65x100

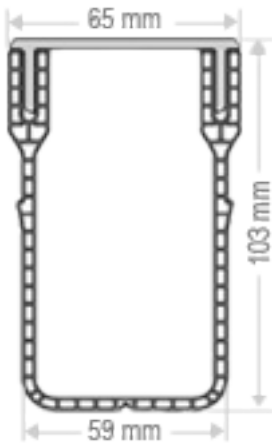


Illustration	Description	Size
	Drainage channel	1.00 m
	Stopends	
	Side-outlet	Ø 50 mm
	Bottom-outlet	Ø 75 mm
	Bracket	
	PVC glue	

2.00 m	3.00 m	4.00 m	5.00 m	6.00 m	7.00 m	8.00 m	9.00 m	10.00 m	11.00 m	12.00 m	1.00 m
2	3	4	5	6	7	8	9	10	11	12	1
2	2	2	2	2	2	2	2	2	2	2	-
1	1	1	1	1	1	1	2	2	2	2	-
1	1	1	1	1	1	1	2	2	2	2	-
1	2	3	4	5	6	7	8	9	10	11	1
1	1	1	1	1	1	1	2	2	2	2	-

100x50

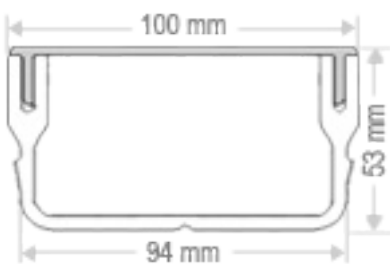


Illustration	Description	Size
	Drainage channel	1.00 m
	Stopends	
	Side-outlet	Ø 40/50/63/80 mm
	Bottom-outlet	Ø 30/40 mm
	Bracket	
	PVC glue	

2.00 m	3.00 m	4.00 m	5.00 m	6.00 m	7.00 m	8.00 m	9.00 m	10.00 m	11.00 m	12.00 m	1.00 m
2	3	4	5	6	7	8	9	10	11	12	1
2	2	2	2	2	2	2	2	2	2	2	-
1	1	1	1	1	1	1	2	2	2	2	-
1	1	1	1	1	1	1	2	2	2	2	-
1	2	3	4	5	6	7	8	9	10	11	1
1	1	1	1	1	1	1	2	2	2	2	-